

Data from individual clients were analysed, representing all clients aged 16+ years who accessed Intake and Assessment services through the N&W Metro AOD service from 1 Mar 2016 - 1 Mar 2017

## CALD SUMMARY



**38.4%** of Population born overseas, compared to only **14.4%** of Clients



**39.4%** of Population speak language other than English (LOTE)

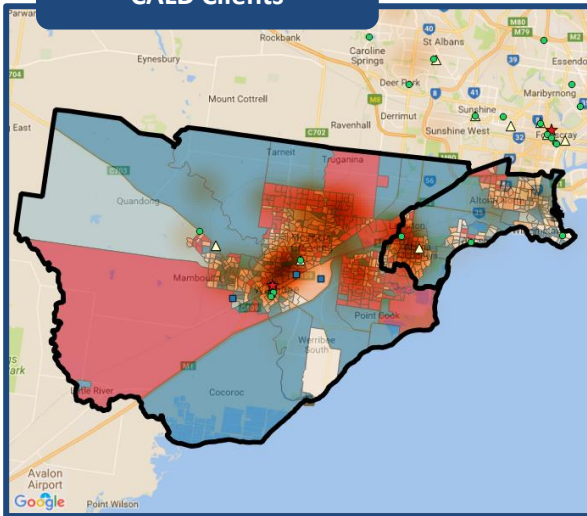


**44.0%** of CALD clients are self-referred, compared to **47.7%** of non-CALD

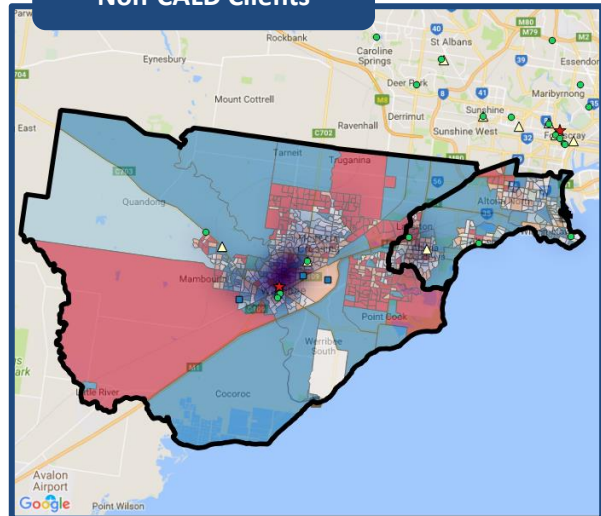


**14.8%** of Population have little or no English, only **4.1%** of services delivered in other languages

## CALD Clients




## Non-CALD Clients



Maps show distribution of AOD Clients for CALD (left – orange heat map) and non-CALD (right – purple heat map) overlaid onto SA1 distribution of people born elsewhere: Red SA1 indicates greater numbers of overseas born, blue lesser

## GENDER

### Female Proportion



CALD – **24.1%**  
LOTE – **16.0%**  
Non-CALD – **34.5%**

## AGE

### Median Age



CALD – **36** years  
LOTE – **35** years  
Non-CALD – **34** years

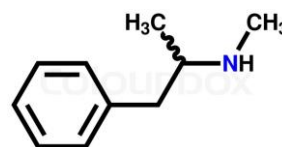
## PDOC

### Alcohol



CALD – **46.0%**  
LOTE – **48.0%**  
Non-CALD – **34.2%**

### Methamphetamine



CALD – **20.3%**  
LOTE – **12.0%**  
Non-CALD – **28.8%**

	Population	Hobsons Bay (C)	Wyndham (C)
<b>% Population Speaks Language Other Than English</b>	39.40%	30.30%	43.20%
	Punjabi (2.99%)	Arabic (3.6%)	Punjabi (3.8%)
	Mandarin (2.97%)	Italian (2.8%)	Hindi (3.7%)
	Hindi (2.93%)	Greek (2.8%)	Mandarin (3.6%)
	Arabic (2.47%)	Vietnamese (2.1%)	Arabic (2.0%)
	Italian (1.82%)	Mandarin (1.5%)	Urdu (1.8%)

	CLIENT (% delivered in LOTE)	Population	Hobsons Bay (C)	Wyndham (C)
<b>% Speaks LOTE with Little or No English</b>	4.1%	14.76%	14.76%	14.76%
	Inadequately Described	Mandarin (28.9%)	Vietnamese (30.4%)	Mandarin (29.1%)
	Hindi	Chinese - Other (27.4%)	Mandarin (27.9%)	Chinese - Other (28.0%)
	Vietnamese	Vietnamese (27.1%)	Cantonese (26.0%)	Korean (27.5%)
	Burmese	Korean (27.1%)	Chinese - Other (24.8%)	Vietnamese (24.4%)
	Dinka	Cantonese (22.6%)	Korean (21.9%)	Persian (excl Dari) (22.9%)

	CLIENT	Population	Hobsons Bay (C)	Wyndham (C)
<b>% Born Outside of Australia</b>	14.40%	38.40%	30.60%	41.60%
	India (1.21%)	India (8.16%)	India (2.9%)	India (10.3%)
	Sudan (1.07%)	Philippines (2.21%)	Italy (1.7%)	Philippines (2.6%)
	Philippines (0.67%)	China (2.15%)	Vietnam (1.6%)	China (2.5%)
	Vietnam (0.60%)	Italy (1.05%)	Malta (1.3%)	Pakistan (1.0%)
	Poland (0.54%)	Vietnam (1.00%)	Greece (1.2%)	Malaysia (0.9%)

Subscribe to network news, Primary Pulse or our other publications

Don't forget to find us on:



@NWMelbPHN and on



[www.facebook.com/nwmpnh](http://www.facebook.com/nwmpnh) or on



Linked in

We acknowledge the peoples of the Kulin nation as the Traditional Owners of the land on which our work in the community takes place. We pay our respects to their Elders past and present.



T (03) 9347 1188 | F (03) 9347 7433 | E [nwmpnh@nwmpnh.org.au](mailto:nwmpnh@nwmpnh.org.au) | W [nwmpnh.org.au](http://nwmpnh.org.au)  
 ABN 93 153 323 436 | Level 1, 369 Royal Parade, Parkville VIC 3052 | PO Box 139, Parkville VIC 3052