

Data from individual clients were analysed, representing all clients aged 16+ years who accessed Intake and Assessment services through the N&W Metro AOD service from 1 Mar 2016 - 1 Mar 2017

CALD SUMMARY



38.9% of Population born overseas, compared to only **15.4%** of Clients



42.5% of CALD clients are self-referred, compared to **61.2%** of non-CALD

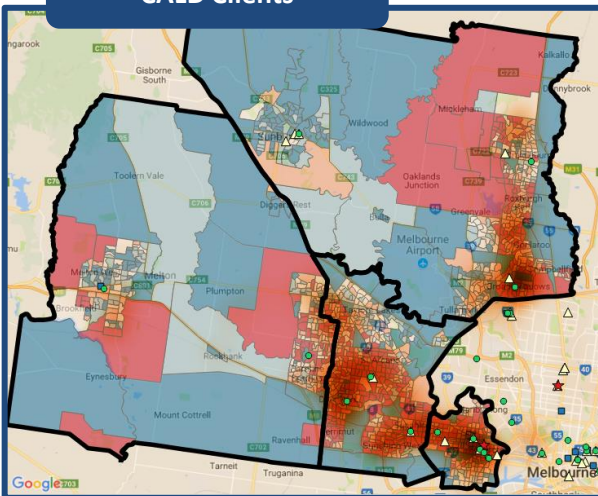


48.5% of Population speak language other than English (LOTE)

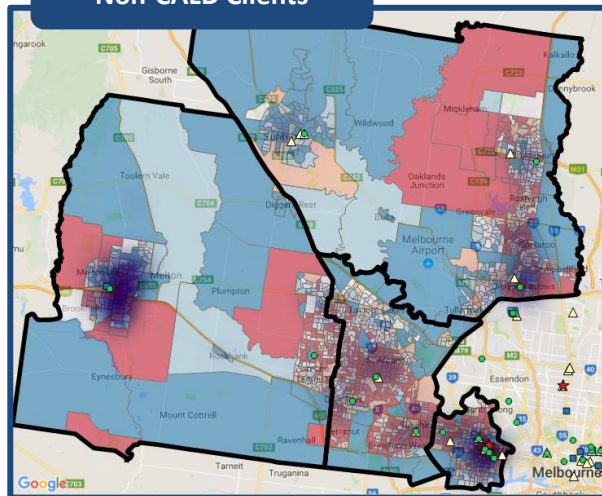


19.8% of Population have little or no English, only **3.2%** of services delivered in other languages

CALD Clients




Non-CALD Clients



Maps show distribution of AOD Clients for CALD (left – orange heat map) and non-CALD (right – purple heat map) overlaid onto SA1 distribution of people born elsewhere: Red SA1 indicates greater numbers of overseas born, blue lesser

GENDER

Female Proportion



CALD – **21.5%**
LOTE – **8.9%**
Non-CALD – **34.0%**

AGE

Median Age



CALD – **38** years
LOTE – **43** years
Non-CALD – **34** years

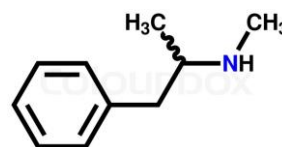
PDOC

Alcohol



CALD – **35.4%**
LOTE – **41.1%**
Non-CALD – **24.7%**

Methamphetamine



CALD – **20.3%**
LOTE – **24.4%**
Non-CALD – **33.7%**

	Population	Brimbank (C)	Hume (C)	Maribyrnong (C)	Melton (C)
% Population Speaks Language Other Than English	48.50%	61.50%	47.10%	44.70%	34.00%
	Vietnamese (7.97%)	Vietnamese (17.1%)	Arabic (8.7%)	Vietnamese (12.7%)	Vietnamese (2.1%)
	Arabic (4.13%)	Punjabi (3.1%)	Turkish (7.2%)	Mandarin (3.4%)	Punjabi (2.0%)
	Turkish (3.00%)	Greek (2.9%)	Italian (3.0%)	Cantonese (3.2%)	Maltese (2.0%)
	Italian (2.43%)	Maltese (2.7%)	Punjabi (2.7%)	Greek (2.3%)	Arabic (1.9%)
	Punjabi (2.37%)	Italian (2.7%)	Sinhalese (1.7%)	Italian (1.9%)	Macedonian (1.8%)

	CLIENT (% delivered in LOTE)	Population	Brimbank (C)	Hume (C)	Maribyrnong (C)	Melton (C)
% Speaks LOTE with Little or No English	3.2%	19.82%	23.20%	18.20%	22.20%	12.40%
	Vietnamese	Vietnamese (34.0%)	Vietnamese (35.7%)	Vietnamese (33.3%)	Cantonese (31.9%)	Vietnamese (29.6%)
	Inadequately Described	Cantonese (32.0%)	Mandarin (34.9%)	Persian (excl. Dari) (30.1%)	Vietnamese (30.2%)	Mandarin (28.0%)
	Arabic	Chinese - Other (30.8%)	Cantonese (34.3%)	Cantonese (27.0%)	Korean (28.6%)	Chinese - Other (27.7%)
	Bosnian	Mandarin (29.3%)	Chinese - Other (34.0%)	Chinese - Other (26.4%)	Chinese - Other (26.9%)	Persian (excl. Dari) (25.0%)
	Farsi	Persian (excl. Dari) (28.5%)	Persian (excl. Dari) (32.4%)	Mandarin (25.2%)	Macedonian (26.7%)	Cantonese (23.5%)

	CLIENT	Population	Brimbank (C)	Hume (C)	Maribyrnong (C)	Melton (C)
% Born Outside of Australia	15.40%	38.90%	47.90%	35.70%	40.10%	30.00%
	Vietnam (1.96%)	Vietnam (5.34%)	Vietnam (11.2%)	Iraq (5.4%)	Vietnam (9.3%)	India (3.8%)
	India (0.99%)	India (4.32%)	India (4.8%)	India (4.4%)	India (4.0%)	Philippines (2.9%)
	Not stated (0.84%)	Philippines (2.20%)	Philippines (3.0%)	Turkey (3.1%)	China (2.8%)	Malta (1.5%)
	Philippines (0.75%)	Iraq (1.90%)	Malta (2.3%)	Lebanon (1.8%)	Philippines (1.3%)	Vietnam (1.4%)
	Sudan (0.63%)	Italy (1.36%)	Italy (1.6%)	Italy (1.6%)	Italy (1.1%)	Sri Lanka (0.9%)

Subscribe to network news, Primary Pulse or our other publications

Don't forget to find us on:



@NWMelbPHN and on



www.facebook.com/nwmpnh or on



Linked in

We acknowledge the peoples of the Kulin nation as the Traditional Owners of the land on which our work in the community takes place. We pay our respects to their Elders past and present.



T (03) 9347 1188 | F (03) 9347 7433 | E nwmpnh@nwmpnh.org.au | W nwmpnh.org.au
 ABN 93 153 323 436 | Level 1, 369 Royal Parade, Parkville VIC 3052 | PO Box 139, Parkville VIC 3052