

Data from individual clients were analysed, representing all clients aged 16+ years who accessed Intake and Assessment services through the N&W Metro AOD service from 1 Mar 2016 - 1 Mar 2017

CALD SUMMARY



37.5% of Population born overseas, compared to only **16.2%** of Clients



38.9% of Population speak language other than English (LOTE)

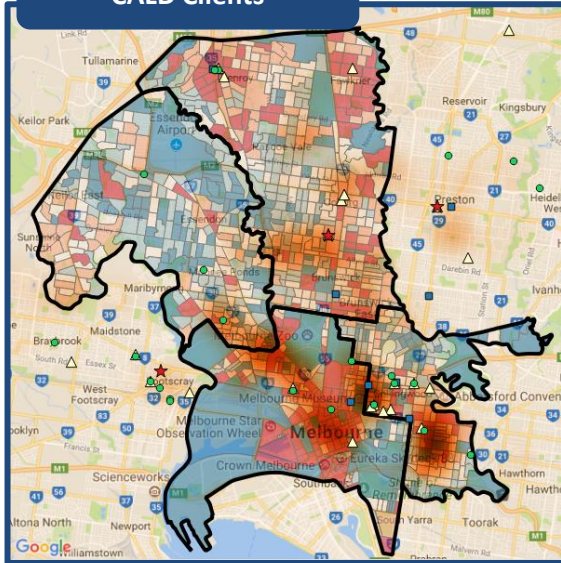


43.9% of CALD clients are self-referred, compared to **61.0%** of non-CALD

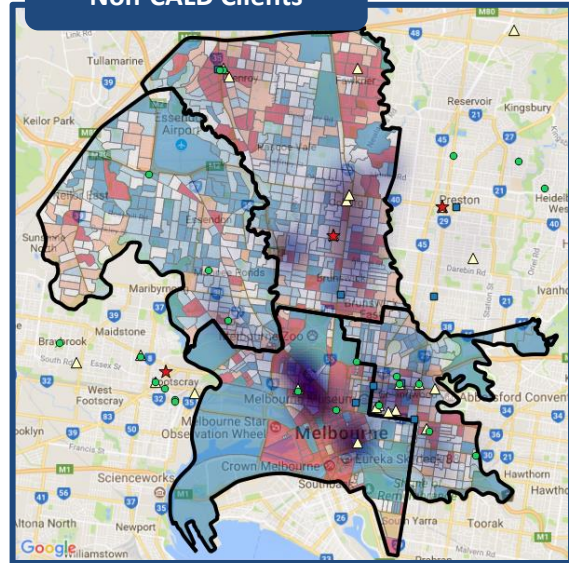


16.5% of Population have little or no English, only **2.7%** of services delivered in other languages

CALD Clients




Non-CALD Clients



Maps show distribution of AOD Clients for CALD (left – orange heat map) and non-CALD (right – purple heat map) overlaid onto SA1 distribution of people born elsewhere: Red SA1 indicates greater numbers of overseas born, blue lesser

GENDER

Female Proportion



CALD – **27.4%**

LOTE – **25.8%**

Non-CALD – **32.1%**

AGE

Median Age



CALD – **34** years

LOTE – **35** years

Non-CALD – **35** years

PDOC

Alcohol

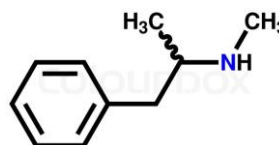


CALD – **32.7%**

LOTE – **16.7%**

Non-CALD – **31.0%**

Methamphetamine



CALD – **20.5%**

LOTE – **19.7%**

Non-CALD – **24.1%**

	Population	Melbourne (C)	Moonee Valley (C)	Moreland (C)	Yarra (C)
% Population Speaks Language Other Than English	38.90%	54.00%	31.20%	40.10%	24.20%
	Mandarin (7.01%)	Mandarin (21.0%)	Italian (7.1%)	Italian (8.3%)	Vietnamese (4.2%)
	Italian (5.12%)	Cantonese (4.4%)	Greek (3.3%)	Arabic (5.1%)	Greek (2.9%)
	Greek (3.01%)	Indonesian (2.4%)	Vietnamese (2.5%)	Greek (4.8%)	Mandarin (2.4%)
	Arabic (2.59%)	Korean (2.4%)	Mandarin (1.9%)	Urdu (2.5%)	Italian (2.0%)
	Vietnamese (2.06%)	Spanish (1.9%)	Cantonese (1.6%)	Mandarin (2.1%)	Cantonese (1.5%)

	CLIENT (% delivered in LOTE)	Population	Melbourne (C)	Moonee Valley (C)	Moreland (C)	Yarra (C)
% Speaks LOTE with Little or No English	2.3%	16.46%	14.30%	15.90%	16.90%	23.30%
	Inadequately Described	Korean (31.4%)	Korean (33.5%)	Cantonese (31.6%)	Thai (24.7%)	Chinese(Other) (45.1%)
	Spanish	Chinese(Other) (30.5%)	Chinese(Other) (27.9%)	Chinese(Other) (31.5%)	Greek (24.6%)	Vietnamese (39.0%)
	Arabic	Vietnamese (28.8%)	Japanese (25.3%)	Persian (excl Dari) (27.8%)	Vietnamese (24.2%)	Cantonese (37.0%)
	Farsi	Cantonese (23.3%)	Thai (22.2%)	Korean (26.6%)	Persian (excl Dari) (23.6%)	Mandarin (32.3%)
	Vietnamese	Thai (22.2%)	Vietnamese (19.1%)	Vietnamese (25.9%)	Cantonese (22.8%)	Greek (27.4%)

	CLIENT	Population	Melbourne (C)	Moonee Valley (C)	Moreland (C)	Yarra (C)
% Born Outside of Australia	16.20%	37.50%	55.70%	27.70%	34.00%	29.00%
	Not stated (0.78%)	China (5.48%)	China (15.8%)	Italy (4.1%)	Italy (4.9%)	Vietnam (3.0%)
	Sudan (0.65%)	Italy (2.96%)	Malaysia (4.9%)	India (2.4%)	India (2.5%)	China (1.8%)
	Vietnam (0.65%)	India (2.70%)	India (4.5%)	Vietnam (2.0%)	Greece (2.1%)	Greece (1.3%)
	Turkey (0.55%)	Malaysia (1.79%)	Indonesia (2.4%)	China (1.6%)	Pakistan (1.9%)	Italy (1.0%)
	India (0.41%)	Vietnam (1.60%)	Korea South (2.3%)	Greece (1.2%)	China (1.6%)	Malaysia (0.9%)

Subscribe to network news, Primary Pulse or our other publications

Don't forget to find us on:



@NWMelbPHN and on



www.facebook.com/nwmpnh or on



Linked in

We acknowledge the peoples of the Kulin nation as the Traditional Owners of the land on which our work in the community takes place. We pay our respects to their Elders past and present.



T (03) 9347 1188 | F (03) 9347 7433 | E nwmpnh@nwmpnh.org.au | W nwmpnh.org.au
 ABN 93 153 323 436 | Level 1, 369 Royal Parade, Parkville VIC 3052 | PO Box 139, Parkville VIC 3052